



# 700 Series

Door furniture



The Legge commercial range of door furniture has been designed for use on commercial applications, including interior and exterior doors for retail, educational, governmental, medical, and public buildings.

Legge commercial furniture should be specified where heavy duty durable door furniture is essential.



## Features

- Constructed of commercial grade quality components, with **forged brass levers and plates**
- Heavy duty spring provides a smooth, positive return action of the lever and eliminates droop extending the life of the product
- Furniture re-handed by simple relocation of lever using the screw stop block prior to installation
- Anti-vandal option available
- Anti-ligature option available
- Suitable for use on fire door assemblies when used with fire rated locks and latches


Warranties	
Mechanical	30 years
Finish	<a href="http://allegion.co.nz/finisheswarranty">allegion.co.nz/finisheswarranty</a>

# Specification guide

Function	Levers	Finish
refer following pages	refer following pages	Antique bronze .....A Chrome plate ..... C Oil rubbed bronze ..... ORB Polished brass ..... P Polished brass unlacquered ..... PU Satin chrome plate ..... S Satin black chrome ..... SBC Satin brass ..... SB Satin brass unlacquered ..... SBU

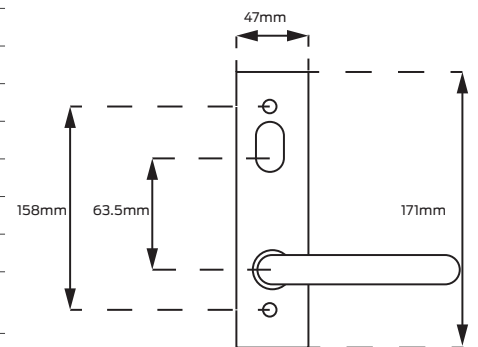
- Function**  
Select the desired function e.g. External cylinder hole ..... L702
- Lever**  
Select the required lever design e.g. Rubens #56 ..... L702/56
- Finish**  
Select the desired finish e.g. Satin chrome plate ..... L702/56S

## Finishes



### Specifications

<b>Door type</b>	Timber or metal
<b>Door thickness</b>	32mm to 55mm (56mm to 75mm with optional extended screws)
<b>Fixing centres</b>	158mm
<b>Plate height</b>	171mm
<b>Plate width</b>	47mm
<b>Plate thickness</b>	11mm
<b>Lever to cylinder centres</b>	63.5mm
<b>Spindle size</b>	7.6mm
<b>Compatible locks/latches</b>	Legge 990MF Series mortice locks
<b>Fixing</b>	Back to back, external plates concealed fixing, screws supplied with exterior plates only, screw length 75mm, optional extended scrow 100mm
<b>Materials</b>	Forged brass



## Testing and Compliance



### Fire Rating:

Successfully tested on fire door assemblies in accordance with AS1905 Part1: Fire resistance doorsets. Check with fire door manufacturer prior to installation.



### Accessibility:

Compliant to the AS 1428:1-2009 Design for Access and Mobility

### Caution:

When door closers are installed and adjusted to meet reduced opening force requirements, there may be insufficient power to reliably close and latch the door, depending on prevailing operating conditions.

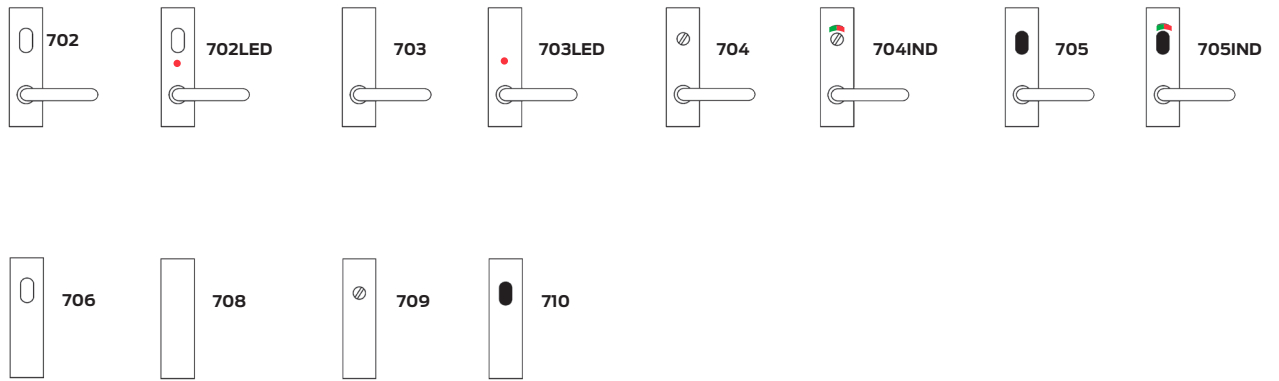
### Note:

In areas of high wind pressure and/or air conditioning pressures, the LCN Automatic Door Operators are recommended.

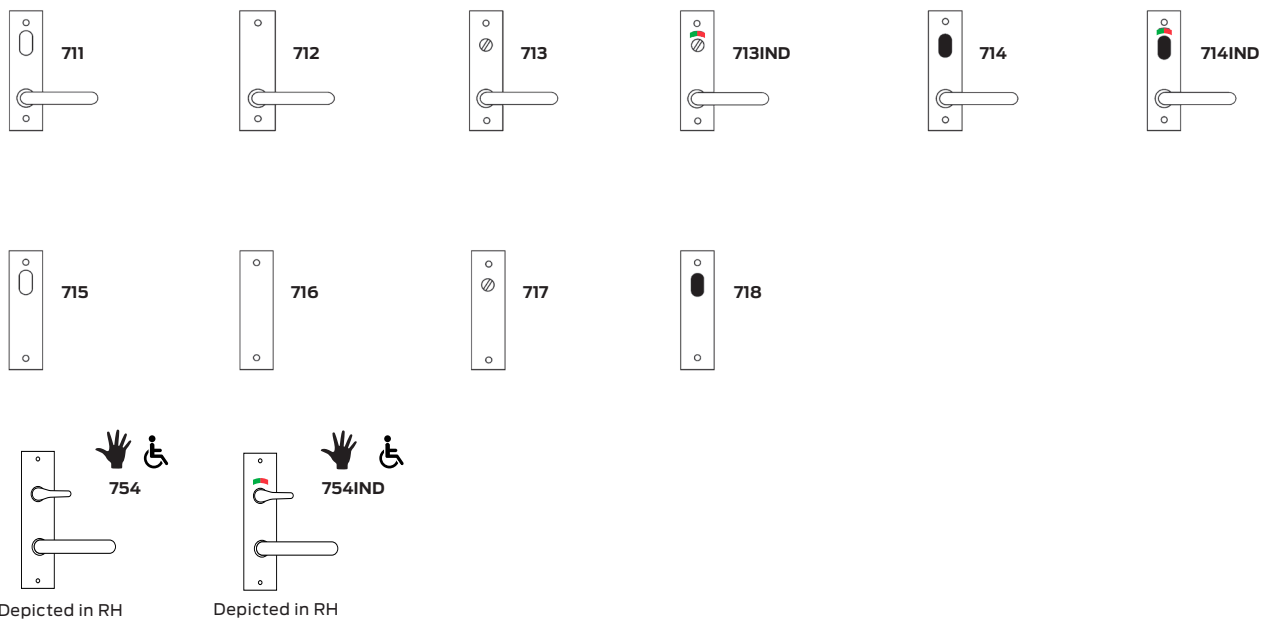


# Plate function options









## External plates



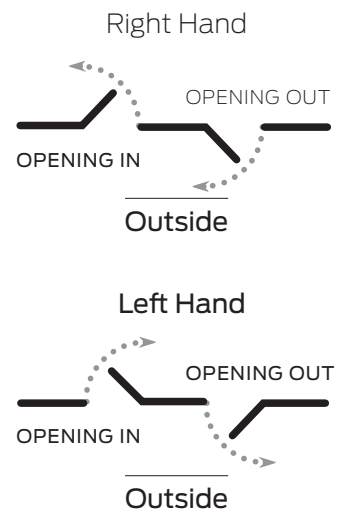
## Internal plates



## Legend

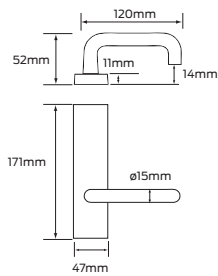
Turn snib		LED	
Cylinder hole		Anti-ligature knob	
Emergency button		Indicating	
Accessible turn		Denotes handed product	

## Handing guide

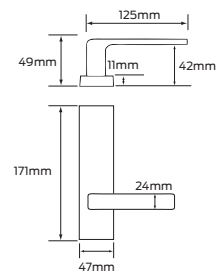


# Legge 700 Series levers

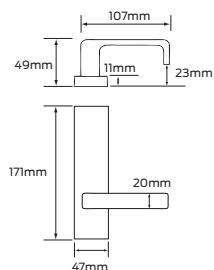
**Alpha #29**



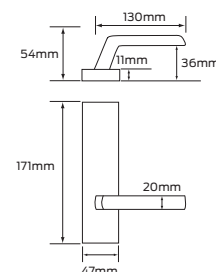
**Angelo #57**



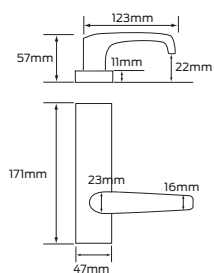
**Bergen**



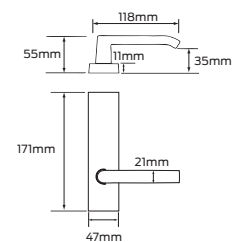
**Cisa #59**



**Ergo #62**

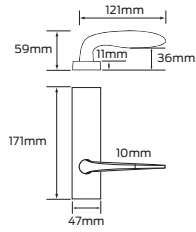


**Leonardo #12**

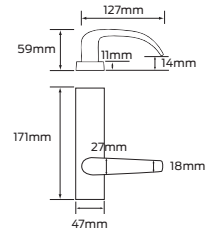


# Legge 700 Series levers

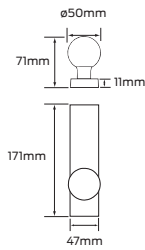
**Monet #50**



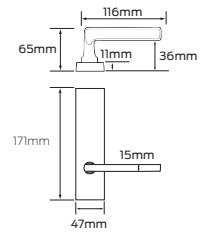
**Neptune**



**Omega**



**Renoir #52**



**Rubens #56**

